

# Ways of Transportation in the Past

Every day we are going somewhere. Children go to school, parents and adults go to work. Some people travel by car, some of them use buses, some people walk...Usually it depends on how far is the place we need to get to. But what did people do in the past? How did they travel? If there were no buses, no cars, no taxis...

## Walking

In the past people were walking a lot if they wanted to get somewhere. They could walk 32 kilometres a day.

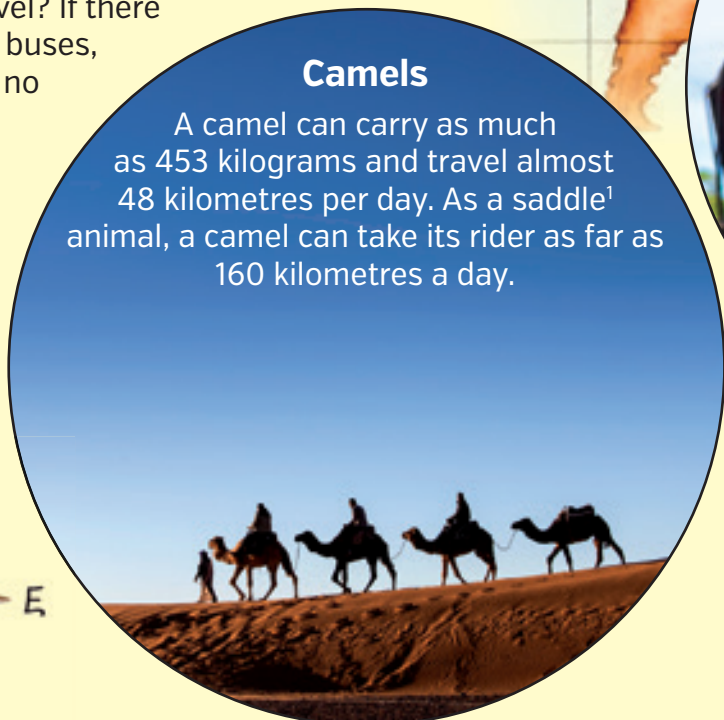
## Chariots

Chariots<sup>5</sup> pulled by horses travelled similar distance to horses alone. Chariots were used by royalty<sup>6</sup> or wealthy people.



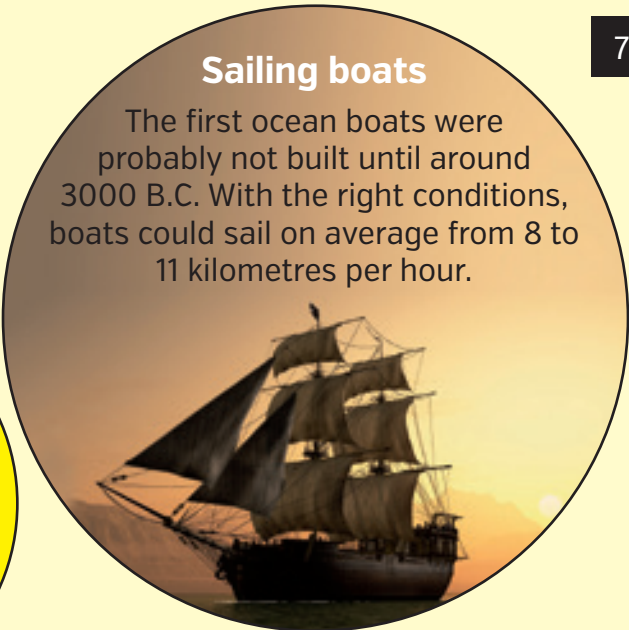
## Camels

A camel can carry as much as 453 kilograms and travel almost 48 kilometres per day. As a saddle<sup>1</sup> animal, a camel can take its rider as far as 160 kilometres a day.



## Sailing boats

The first ocean boats were probably not built until around 3000 B.C. With the right conditions, boats could sail on average from 8 to 11 kilometres per hour.



## Donkeys

People in the past also used donkeys. They could travel about 20 miles per day. Donkeys were used for transporting goods<sup>2</sup>, and were not used for riding except<sup>3</sup> by women, children, or those too weak to walk.

## Horses

People could travel from 40 to 56 kilometres per day by horse. If people changed horses throughout<sup>4</sup> the day, they could travel greater distances.



## Sledges

For heavy loads<sup>7</sup> the vehicles with wheels were not strong enough. Giant statues were loaded onto wooden sledges and dragged<sup>8</sup> by large numbers of men.

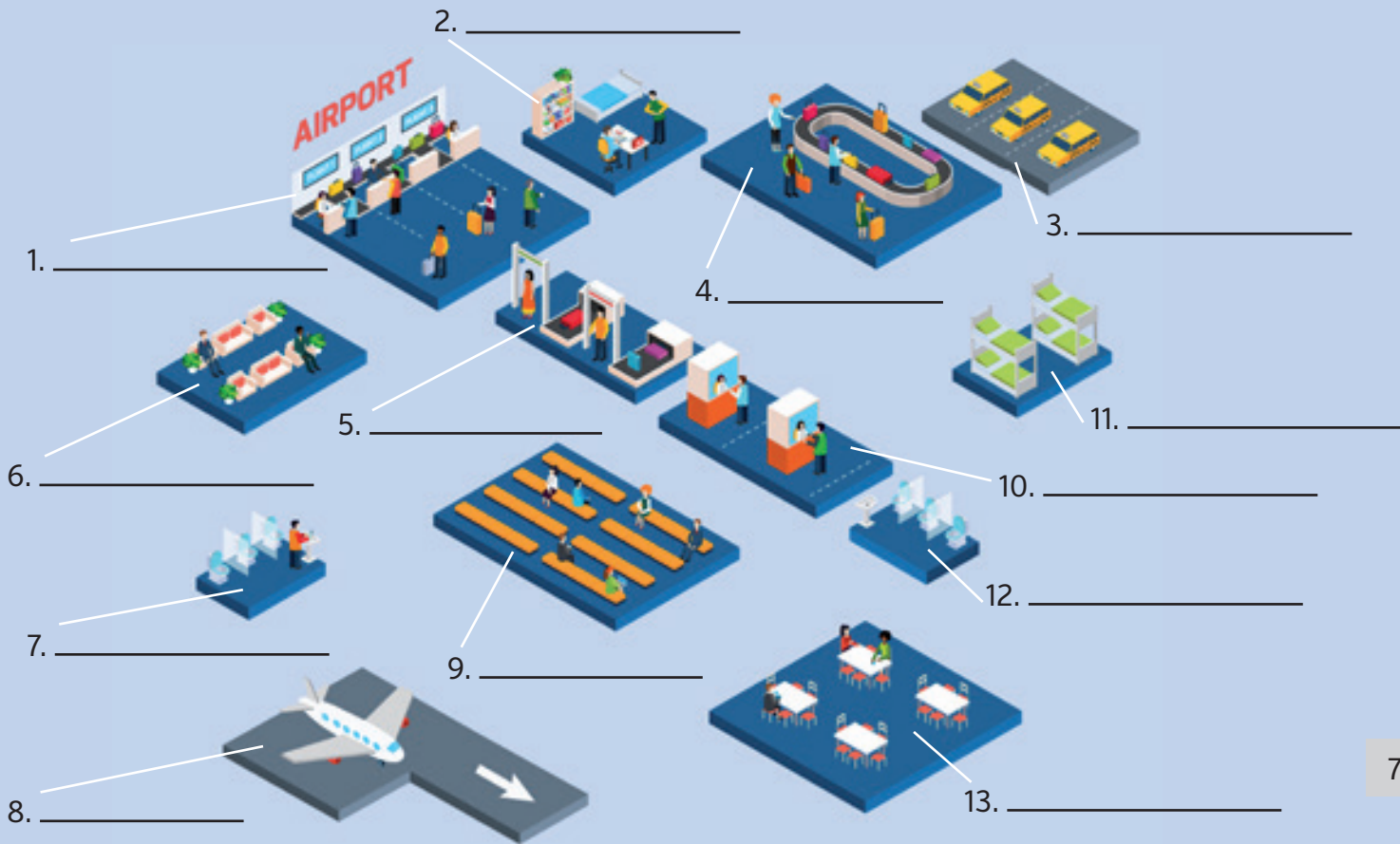
So which means of transport would you choose now? How would you like to travel to school? Let us know on our Facebook page. We are looking forward to your comments.

1 saddle [ˈsædəl] – sedlo, osedlať/ osedlať  
2 goods [gudz] – tovar/ zboží  
3 except [ɪkˈsept] – okrem/ kromě  
4 throughout [θruːˈaʊt] – počas/ po celou dobu  
5 chariot [ˈtʃəriət] – kočel/ vozy  
6 royalty [ˈroiəlti] – královská rodina/ královská rodina  
7 loads [ləʊd] – náklad, naložit/ naložit  
8 dragid [drag] – ťahať/ táhnout

# AT THE AIRPORT

Hello!

Read the texts and write the correct names to the correct places in the picture.



## first aid

It's a place where you go when you feel unwell and need medical help.

## check-in

Place where you check in – you let the airline know that you're here. They'll take your luggage and give you your boarding pass.

## airline lounges

Place where the airlines look after their clients. Snacks and drinks are offered and passengers can have a rest.

## runway

Place where airplanes take off and land.

## transit hall

Place where passengers wait for their next flights.

## passport control

Place where they check your passport.

## baggage hall

Place where passengers pick up their bags after their flight.

## café

Place where you can buy some coffee, snacks and drinks.

## taxi stand

Place where taxis are parked and wait for passengers.

## lavatory

Place with toilets and wash basins.

## custom control

Place where your bags are checked before they let you enter a foreign country. They also check if you're bringing anything illegal.

## hostel

Place where you can spend a night while waiting for your next flight, or before going sightseeing.

1. check-in, 2. first aid, 3. taxi stand, 4. baggage hall, 5. custom control, 6. airline lounges, 7. lavatory, 8. runway, 9. transit hall, 10. passport control, 11. hostel, 12. lavatory, 13. café,

# WORLD TRAVEL TRIP

## You'll need:

a number of small pieces of paper (one for each student in the class) with a different country written on each one.

*Example: France, Australia, Italy, Greece, USA, Japan, England, Mexico, New Zealand, China, Germany, Switzerland, Iraq, Brazil, Canada, Portugal, Egypt, South Africa, Ireland, Russia, Belgium, Korea, Argentina, Morocco, India, Spain, Canada, Nigeria, Scotland, Thailand.*

## How to play:

Hand out the pieces of paper to the students (one each) and let them read which country they have. Explain to them that you are going on a world travel trip and each one of the students is a destination on your journey.

Read out clues to the next location. The students listen carefully and raise their hand when they think it's their country that the clues are referring to. Pretend to fly across the room, check the student's piece of paper to make sure they are the intended destination, read out the next clue and continue on until you've been to every country in the room.


**Tip:** Talk about the means of transport you could use to get to each country.

### Sample clues:

France - Eiffel Tower, food and wine

Australia - Kangaroos, Opera House, dry, Aborigines

USA - Statue of Liberty, Yellowstone, cowboys, country music



## Conversation Tips

### Conversation #1

**Cindy:** Lisa, have you heard? I'm going to New York as an exchange student next month! I'm so excited!

**Lisa:** Oh, how wonderful! I hope you'll e-mail me as often as possible. And don't forget to post tons of pictures on Facebook.

**Cindy:** Of course I will. But I'm a bit nervous about my journey to New York. I'm afraid I won't find the right gate and that I will not know what to do. I've never flown before.

**Lisa:** Don't worry. First, you'll show your passport and luggage at the check-in desk. You'll get your boarding pass there. You'll find your terminal and board the plane at the right gate. You can ask at the information office if you need anything.

### Conversation #2 – At the Check-In Desk

**Agent:** Good afternoon! May I have your passport, please?

**Cindy:** Here you go.

**Agent:** Are you checking any bags?

**Cindy:** Just these two.

**Agent:** OK, please place your bags on the scale.

**Cindy:** Please mark this bag as 'fragile.' Oh, I have a stopover in London – do I need to pick up my luggage there?

**Agent:** No, it'll go straight through to New York. Here are your boarding passes – your flight leaves from gate 16b. It'll begin boarding at 3:20. Your seat number is 29E. Make sure you're there on time.

**Cindy:** Thanks.

## Travelling Word Search



ABROAD  
BIKE  
COMMUTE  
FLIGHT ATTENDANT  
NATURE  
POLLUTE  
SIGHTSEEING  
TOURIST  
TRAVELLING  
AIR  
CHEAP  
EXPENSIVE

FRIENDLY  
PASSPORT  
SEATS  
SLOW  
TRAIN  
BACKPACK  
COMFORTABLE  
FAST  
MAP  
PLANE  
SHIP  
TRANSPORT

